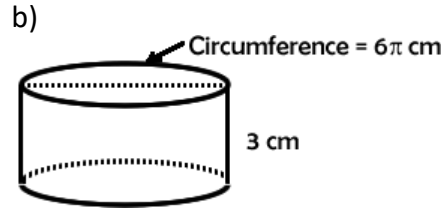
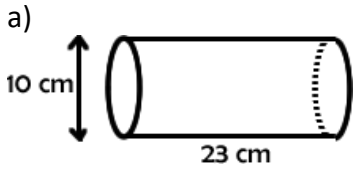


1. Determine the LA and SA of each solid.

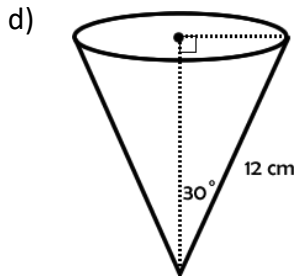
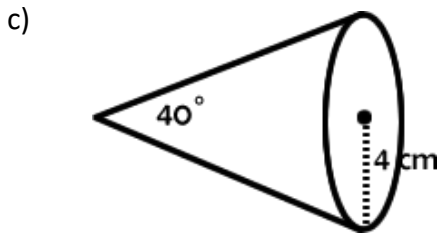


LA = _____ (E)

LA = _____ (E)

SA = _____ (E)

SA = _____ (E)



LA = _____ (2 dec.)

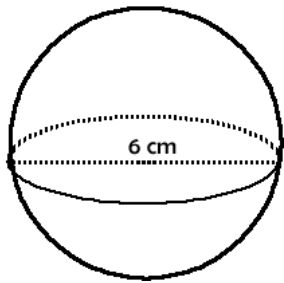
LA = _____ (E)

SA = _____ (2 dec.)

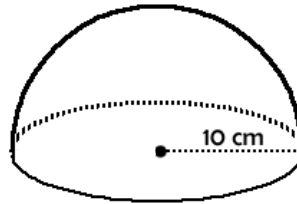
SA = _____ (E)

2. Determine the SA of each solid. Give each answer to 2 decimal places.

a)



b) (Be sure to include the surface on the bottom.)



c)

