

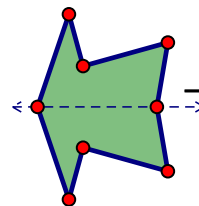
Vertical Symmetry:

Mirror image across a vertical line



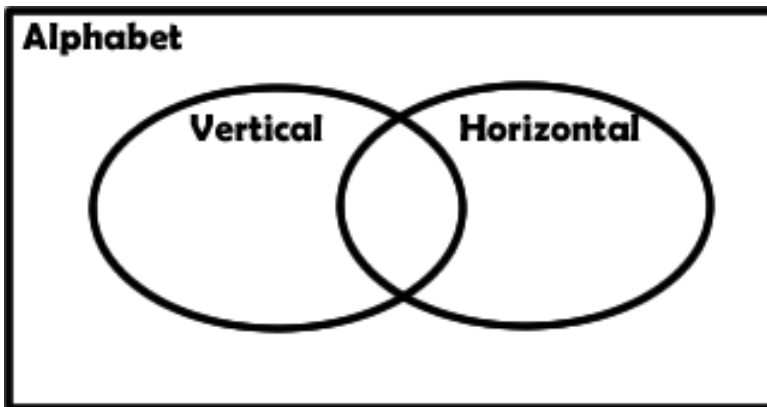
Horizontal Symmetry:

Mirror image across a horizontal line



1. Using the alphabet provided, place the letters into the proper locations of the Venn diagram. Vertical – Letters with a vertical line of symmetry. Horizontal – Letters with a horizontal line of symmetry.

A B C D E F G H I J K L M N O P Q R S T U V W X Y Z



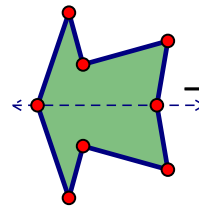
Vertical Symmetry:

Mirror image across a vertical line



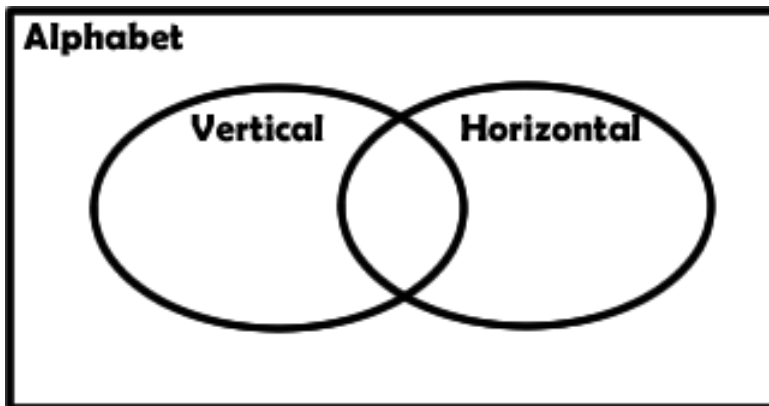
Horizontal Symmetry:

Mirror image across a horizontal line



1. Using the alphabet provided, place the letters into the proper locations of the Venn diagram. Vertical – Letters with a vertical line of symmetry. Horizontal – Letters with a horizontal line of symmetry.

A B C D E F G H I J K L M N O P Q R S T U V W X Y Z



Rotational Symmetry:

A figure has rotational symmetry when you can turn it (rotate) and it looks identical to itself

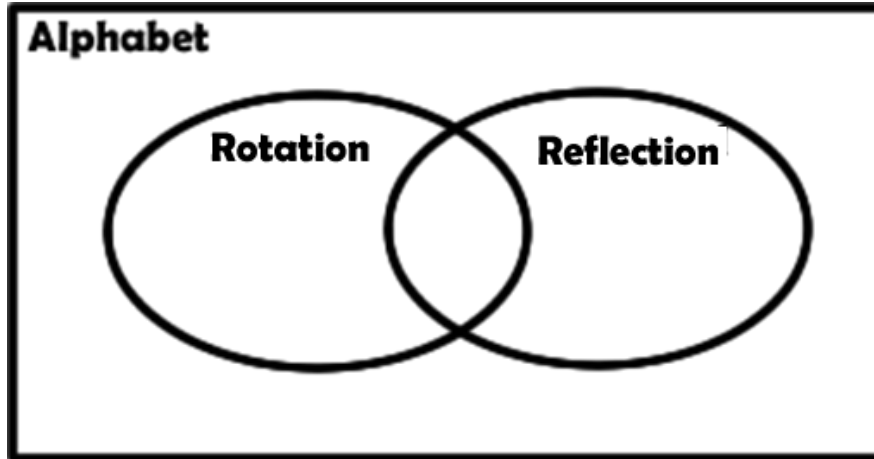


Reflectional Symmetry:

A figure that has vertical or horizontal or diagonal symmetry like those on the front side.

2. Using the alphabet provided, place them into the proper locations of the Venn diagram. Rotation – Letters with rotation symmetry. Reflection – Letters with reflection symmetry.

A B C D E F G H I J K L M N O P Q R S T U V W X Y Z



Rotational Symmetry:

A figure has rotational symmetry when you can turn it (rotate) and it looks identical to itself



Reflectional Symmetry:

A figure that has vertical or horizontal or diagonal symmetry like those on the front side.

2. Using the alphabet provided, place them into the proper locations of the Venn diagram. Rotation – Letters with rotation symmetry. Reflection – Letters with reflection symmetry.

A B C D E F G H I J K L M N O P Q R S T U V W X Y Z

