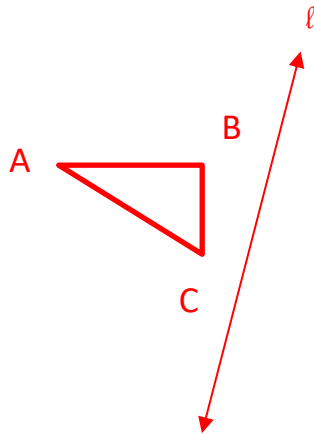


Reflection: (mirror image) Preimage and image points connected by a segment a) \perp to line of reflection b) with midpoint on line of reflection.

Using the preimages below and the given lines of reflection, reflect the preimages. Label the images appropriately.

Plane Reflection/Drawing Method:

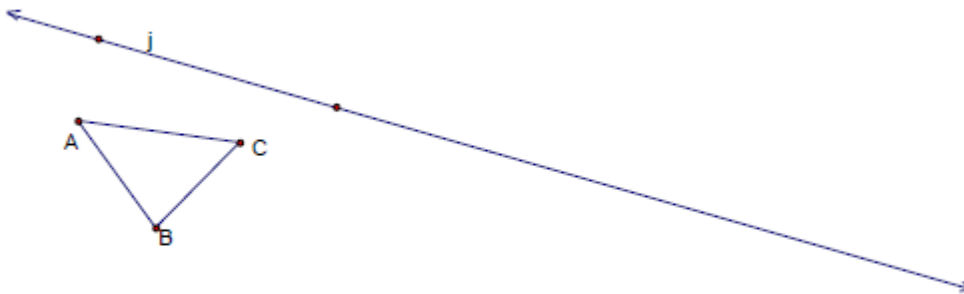
Video Example:



Notation:

$$R_{\text{line } l} \triangle(ABC)$$

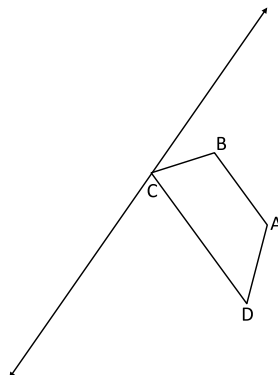
1.



Notation:

$$R_{\text{line } j} \triangle(ABC)$$

2.

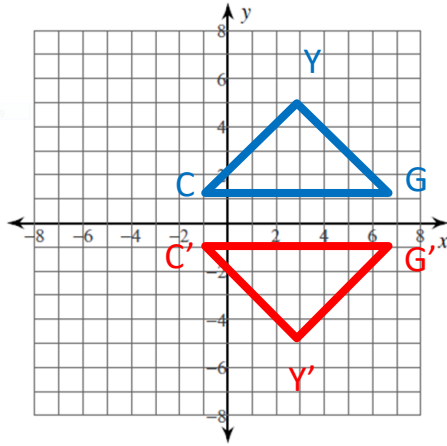


Notation:

$$R_{\text{line } m} (ABCD)$$

Coordinate Reflection Method: Demonstration Examples

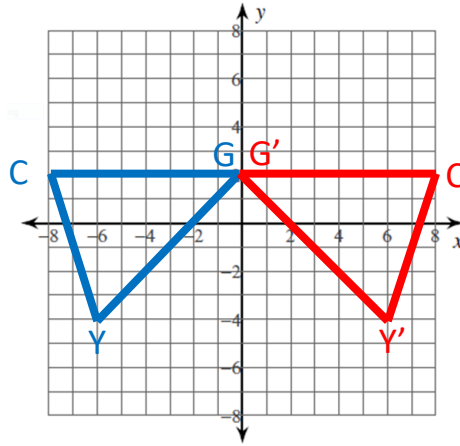
a. Over the x-axis



Notation:

$R_{x\text{-axis}} \Delta(GYC)$

b. Over the y-axis



Notation:

$R_{y\text{-axis}} \Delta(GYC)$

Preimage Coordinates → Image Coordinates

G: $(7, 1) \rightarrow G'(7, -1)$

Y: $(3, 5) \rightarrow Y'(3, -5)$

C: $(-1, 1) \rightarrow C'(-1, -1)$

Preimage Coordinates → Image Coordinates

G: $(0, 2) \rightarrow G'(0, 2)$

Y: $(-6, -4) \rightarrow Y'(6, -4)$

C: $(-8, 2) \rightarrow C'(8, 2)$

Coordinate Reflection Method:	Over the x-axis	Over the y-axis
		$(x, y) \rightarrow (x, -y)$ *Change sign on y-values